




Select TX[®] Gen 3

CHANNEL LETTER LIGHTING SYSTEMS

Trusted technology with exceptional value

The third generation of the **Select TX[®]** family offers a solution for your everyday channel letter needs, with loading increased by 25% compared to the second generation. **Select TX[®]** also features constant current technology, which ensures consistent module brightness, from the first module on the string to the last. Now available in four different sizes and three different colors.



Layout guide

GESEV65-3

| Letter size | Can Depth | Coverage |
|-------------|------------------|-------------------|
| Small | 2-3" (51-76mm) | 4-7" (102-178mm) |
| | 3-4" (76-102mm) | 6-10" (152-254mm) |
| Medium | 4-5" (102-127mm) | 9-13" (229-330mm) |

GESEMXX-3

| Letter size | Can Depth | Coverage |
|-------------|------------------|--------------------|
| Medium | 4-5" (102-127mm) | 9-13" (229-330mm) |
| | 5-6" (127-152mm) | 12-16" (305-406mm) |
| Large | ≥6" (152mm) | 15-19" (381-483mm) |

GESES65-3

| Letter size | Can Depth | Coverage |
|-------------|------------------|--------------------|
| Small | 3-4" (76-102mm) | 6-10" (152-254mm) |
| | 4-5" (102-127mm) | 9-13" (229-330mm) |
| Medium | 5-6" (127-152mm) | 12-16" (305-406mm) |

GESEL65-3

| Letter size | Can Depth | Coverage |
|-------------|------------------|--------------------|
| Medium | 4-5" (102-127mm) | 9-13" (229-330mm) |
| | 5-6" (127-152mm) | 12-16" (305-406mm) |
| Large | ≥6" (152mm) | 15-22" (381-559mm) |

Total Reliability

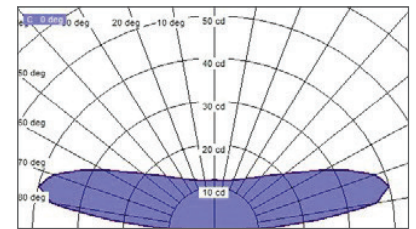
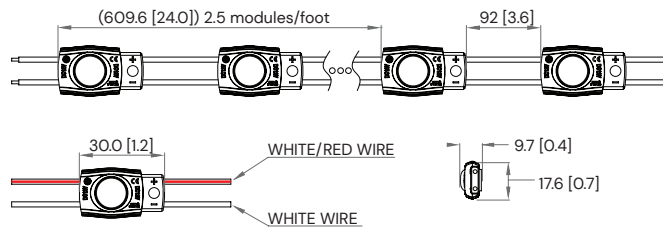
To ensure every **Select TX® Gen 3** installation will operate brilliantly for years, we perform the most extensive, stringent testing in the industry. We test the LED, water and dust ingress protection, sub-system and complete system at our in-house and independent laboratories around the world. Validation of our designs, components, products and processes include high temperature, high humidity and accelerated life testing.



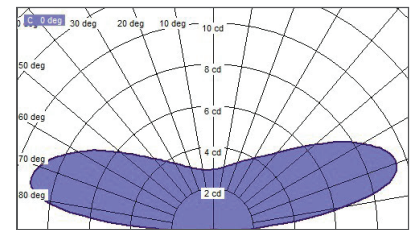
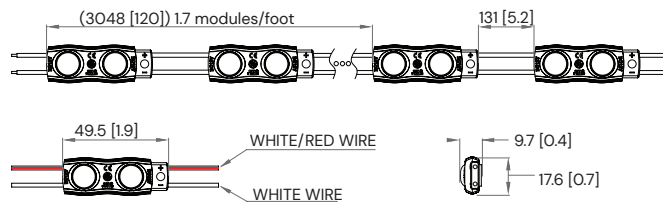
Mechanical Outline & Viewing Angle

Dimensions in (inches). Metric equivalent mm

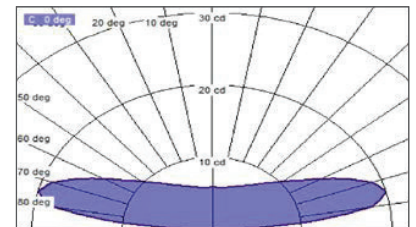
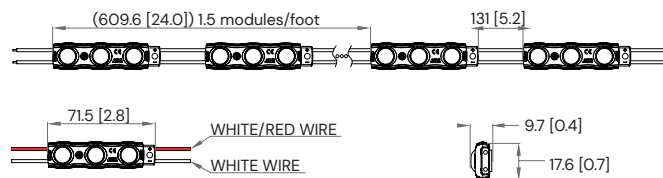
GESEV65-3



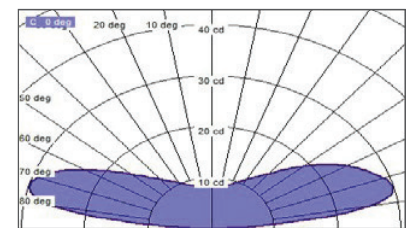
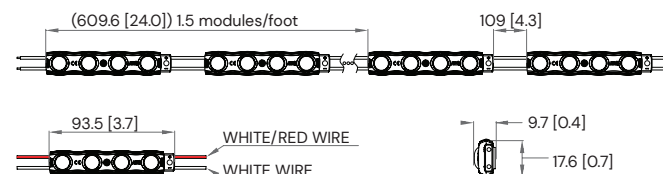
GESES65-3



GESEMXX-3



GESEL65-3



Technical Specifications – Whites

| SKU | 93120540 | 93120541 | 93120542 | 93120543 |
|---|--|--|--|--|
| Description | GESEV65-3 | GESES65-3 | GESEM65-3 | GESEL65-3 |
| | Very Small | Small | Medium | Large |
| Color Temperature (Wavelength) | 6500K | 6500K | 6500K | 6500K |
| Typical Brightness (lm/module) | 40 | 80 | 120 | 160 |
| Typical Brightness lm/ft. (lm/m.) | 100 (328.1) | 136 (446.2) | 180 (590.6) | 240 (787.4) |
| LEDs/Module | 1 | 2 | 3 | 4 |
| Modules/Foot | 2.5 | 1.7 | 1.5 | 1.5 |
| Power Supply Loading – 60W | 60 ft (18.3 m) (150 modules) | 44.7 ft (13.6 m) (76 modules) | 33.4 ft (10.2 m) (50 modules) | 25.3 ft (7.7 m) (38 modules) |
| Viewing Angle | 165° | 165° | 165° | 165° |
| Energy Consumption (Module Wattage) | 0.40w/module | 0.80w/module | 1.20w/module | 1.60w/module |
| Energy Consumption (System Wattage) | 0.47w/module | 0.94w/module | 1.41w/module | 1.88w/module |
| Efficacy (Lumens/Watt) | 100 | 100 | 100 | 100 |
| Dimensions (h x l x w) inches- module | 1.04 x 0.69 x 0.34 | 1.91 x 0.69 x 0.34 | 2.78 x 0.69 x 0.34 | 3.65 x 0.69 x 0.34 |
| Dimensions (h x l x w) mm- module | 26.6 X 17.6 X 8.7 | 48.6 X 17.6 X 8.7 | 70.6 X 17.6 X 8.7 | 92.6 X 17.6 X 8.7 |
| Quantity per package (ft./box) (Strips/box) | 600 ft (182.88 m) (10 strips/box, 2 strips/bag) | 600 ft (182.88 m) (12 strips/box, 2 strips/bag) | 600 ft (182.88 m) (12 strips/box, 2 strips/bag) | 600 ft (182.88 m) (12 strips/box, 2 strips/bag) |
| Modules/Strip | 150 | 85 | 75 | 75 |

Technical Specifications – Colors

| SKU | 93083210 | 93083212 | 93083211 |
|---|--|--|---|
| Description | GESEMRD-2 | GESEMBL-2 | GESEMGL-2 |
| | Medium Red | Medium Blue | Medium Green |
| Color Temperature (Wavelength) | 625nm | 460nm | 520nm |
| Typical Brightness (lm/module) | 15.6 | 12.0 | 41.0 |
| Typical Brightness lm/ft. (lm/m.) | 23.4 (77.1) | 18.0 (59.1) | 61.5 (203.4) |
| LEDs/Module | 3 | 3 | 3 |
| Modules/Foot | 1.5 | 1.5 | 1.5 |
| Power Supply Loading – 60W | 67 ft (20 m) (100 modules) | 40 ft (12 m) (60 modules) | 53 ft (16 m) (80 modules) |
| Viewing Angle | 165° | 165° | 165° |
| Energy Consumption (Module Wattage) | 0.52w/module | 0.87w/module | 0.67w/module |
| Energy Consumption (System Wattage) | 0.61w/module | 0.92w/module | 0.80w/module |
| Efficacy (Lumens/Watt) | 30 | 14 | 61 |
| Dimensions (h x l x w) inches- module | 2.78 x 0.69 x 0.34 | 2.78 x 0.69 x 0.34 | 2.78 x 0.69 x 0.34 |
| Dimensions (h x l x w) mm- module | 70.6 X 17.6 X 8.7 | 70.6 X 17.6 X 8.7 | 70.6 X 17.6 X 8.7 |
| Quantity per package (ft./box) (Strips/box) | 600 ft (182.88 m) (12 strips, 1 strips/bag) | 600 ft (182.88 m) (12 strips, 1 strips/bag) | 600 ft (182.88 m) (12 strips, 1 strip/bag) |
| Modules/Strip | 75 | 75 | 75 |

Additional Specifications

| | | | | | |
|-----------------------------------|---|---|---|---|---|
| Dimmable | Yes (with dimmable power supply) | | | | |
| Cutting Resolution | Cut on wire between every module | | | | |
| Power Supply voltage | 12VDC | | | | |
| Power Supply Part Numbers | GEPS12SE-60U-NA (93090288) Input: 120-277VAC; Output: 12VDC GEPS12-60U-GL Input: 108-305VAC; Output: 12VDC GEPS12-60U-NA Input: 120-277VAC; Output: 12VDC | | | | |
| Maximum Supply Wire Limits | | 18 AWG/0.82 MM² Supply Wire | 16 AWG/1.31 MM² Supply Wire | 14 AWG/2.08 MM² Supply Wire | 12 AWG/3.31 MM² Supply Wire |
| | 60W Power Supply | 20 ft./6.1 m | 25 ft./7.6 m | 35 ft./10.6 m | 40 ft./12.1 m |
| Operating Environment | -40 °C to +60 °C (-40 °F to +140 °F) | | | | |
| Warranty | Limited system warranty of up to five (5) years | | | | |
| System Certifications | UL Recognized #E219167, UL Classified #E229508, CSA Approved #216319, RCM, Class III, China Rohs II IP66. Suitable for dry and damp locations. | | | | |