


24v QUATTRO



170°
OPTICS



CORE APPLICATIONS:

CHANNEL LETTERS

> WIDE | DEEP

CABINET / BOX SIGNS

> STANDARD | CLOUD

ACCENT & COVE LIGHTING



wensco
800.253.1569 | wensco.com

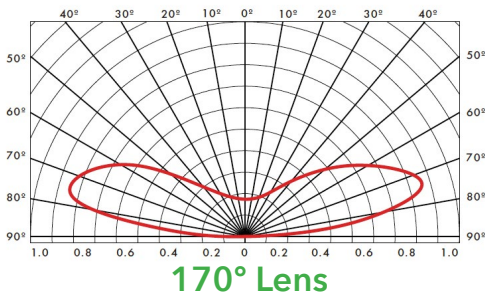
THE 24V POWERHOUSE

- L 70** 5+ years LIFESPAN
- 7P/7L** WARRANTY
- IP67** DRY / DAMP / WET
- 40° ~ 140°** OPERATING TEMPERATURE
- TOTAL SYSTEM** (Dollar sign icon)
- MECHANICAL FASTENING** (Screw icon)
- EASY PEEL 3M VHB LINER**
- CCT RANGE SINGLE BIN**
- TRU CONSTANT CURRENT**

TRULUME MODULE TYPE	PRODUCT NUMBER	TEMPS / COLORS	LUMEN PER MOD	EFFICIENCY	LUMENS PER FT	MODS PER FT	POWER PER MODS / FT	# MODS / FT PER 100W P. S.	MAX. SERIAL CONNECTION	MODS/FT PER BAG	BAGS PER CARTON
24v Quattro 71K	19846-01	7100K	184	153 Lm/W	276	1.5	1.2 W {1.80 W FT.}	80 Mods {53 FT.}	40 Mods {26 FT.}	80 Mods {53 FT.}	12 Bags {960 MODS}
24v Quattro 5K	19846-02	5000K	184	153 Lm/W	276	1.5					
24v Quattro 35K	19846-03	3500K	184	153 Lm/W	276	1.5					
24v Quattro Red	19846-04	625nm	45	38 Lm/W	67	1.5					
24v Quattro Green	19846-04	525nm	56	47 Lm/W	68	1.5					
24v Quattro Blue	19846-04	460nm	16	14 Lm/W	19	1.5					

Note: Custom Kelvin Temperatures Available Upon Request

LIGHT BEAM PATTERN



SPACING & USAGE CHART

CHANNEL / SIGN DEPTH	3"	4"	5"	6"
Single Row Spacing - Max Stoke	10"	12"	14"	14"
Multiple Row Spacing	8"	10"	12"	12"

Note: Product and depth may vary depending on face material and desired brightness. Testing conducted using 7328 acrylic.



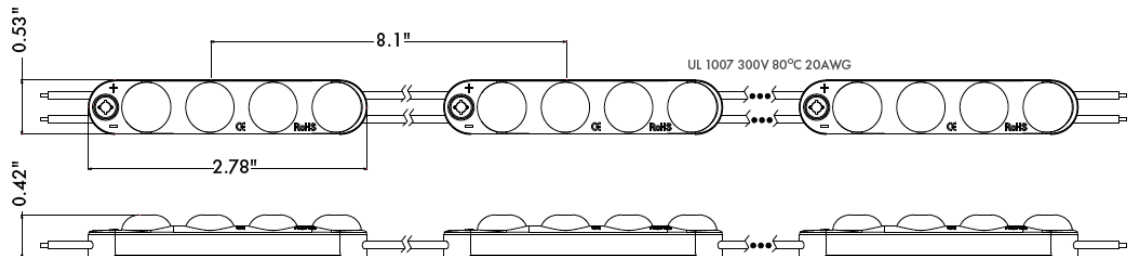
QUICK LINKS

CLICKABLE ON PDF ONLY

WHITE MODULE SELECTION GUIDE

COLOR MODULE SELECTION GUIDE

24V QUATTRO PRODUCT VIDEO



FRANCE TRULUME LED MODULES NAVIGATION

12v NANO | 12v UNO | 12v DUO | 12v TRIO | 24v UNO | 24v DUO | 24v TRIO | 24v QUATTRO

WHITE LED COMPARISON CHART | COLOR LED COMPARISON CHART

