




E {ECONO} SERIES - 60W




DRV-2460-E

PRO-LEVEL PERFORMANCE AT AN ENTRY LEVEL VALUE



France TruPower Power Supplies are built with integrated technology to produce the best power supply in the sign industry. Our TruBuild method protects your LED lighting source by controlling current, voltage and heat through tight circuitry integration. The result is a power supply that provides TruLoads, TruVoltage, TruCurrent, and TruCooling. For more details on each of these features and more click this link: [Product Series Comparison Chart](#).

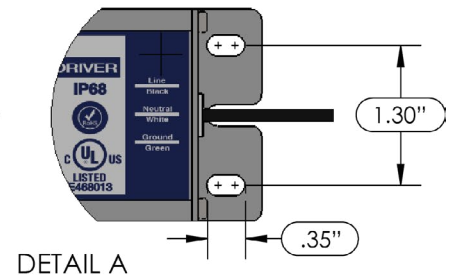
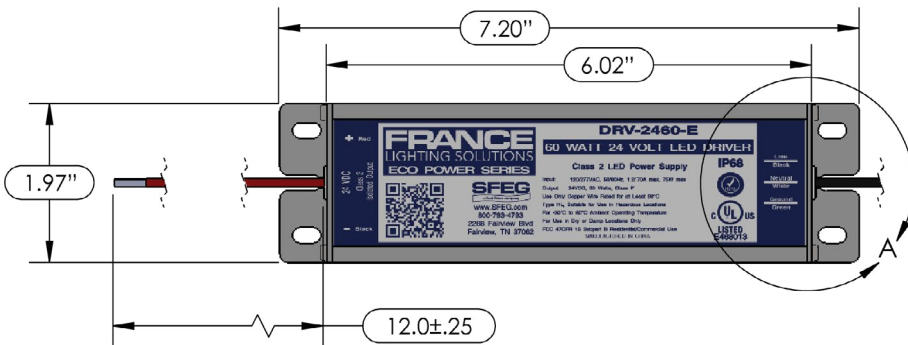
PART #	MODEL	OUTPUT	INPUT	OPERATING TEMPERATURE	UL LISTINGS	INSTALL ENVIRONMENT	WIRE LEADS	WEIGHT EACH	PACKAGING
19372	DRV-2460-E	24VDC, 60 Watt 2.5 AMP, Class 2 No Min. Loading Required	120-277VAC 50/60Hz 1.2 / .70 Amp Max	-30°C to 60°C -22°F to 140°F	CLASS 2 CLASS P	DRY / DAMP	10"	2 lbs.	20 / CARTON



IDEAL FOR ENCLOSED APPLICATIONS

- CHANNEL LETTERS
- RACEWAYS / CABINETS
- FRANCE FAST PAKS, ETC.

**LOAD 100%
NO DEGRADING**



FRANCE TRUPOWER POWER SUPPLIES NAVIGATION

- 12v30w E | 12v60w E | 12v120w E | 12v60w A | 12v120w A | 12v60w U | 12v60w D | 12v60w UM
 24v30w E | 24v60w E | 24v100w E | 24v60w A | 24v100w D | 24v60w UM | 24v100w UM