




E {ECONO} SERIES - 100W




24V
DRV-24100-E

PRO-LEVEL PERFORMANCE AT AN ENTRY LEVEL VALUE



France TruPower Power Supplies are built with integrated technology to produce the best power supply in the sign industry. Our **TruBuild** method protects your LED lighting source by controlling current, voltage and heat through tight circuitry integration. The result is a power supply that provides **TruLoads**, **TruVoltage**, **TruCurrent**, and **TruCooling**. For more details on each of these features and more click this link: [Product Series Comparison Chart](#).

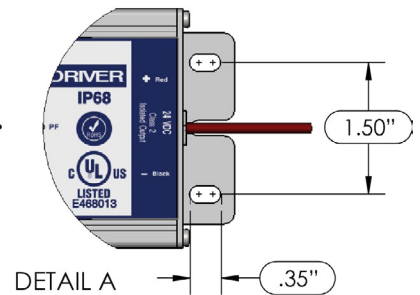
PART #	MODEL	OUTPUT	INPUT	OPERATING TEMPERATURE	UL LISTINGS	INSTALL ENVIRONMENT	WIRE LEADS	WEIGHT EACH	PACKAGING
19374	DRV-24100-E	24VDC, 96 Watt 4 AMP, Class 2 No Min. Loading Required	120-277VAC 50/60Hz 1.2 / .60 Amp Max	-30°C to 60°C -22°F to 140°F	CLASS 2 CLASS P	DRY / DAMP	10"	2.5 lbs.	10 / CARTON



IDEAL FOR ENCLOSED APPLICATIONS

- CHANNEL LETTERS
- RACEWAYS / CABINETS
- FRANCE FAST PAKS, ETC.

**LOAD 100%
NO DEGRADING**



FRANCE TRUPOWER POWER SUPPLIES NAVIGATION

12v30w E | 12v60w E | 12v120w E | 12v60w A | 12v120w A | 12v60w U | 12v60w D | 12v60w UM
24v30w E | 24v60w E | 24v100w E | 24v60w A | 24v100w D | 24v60w UM | 24v100w UM