

Enterprise

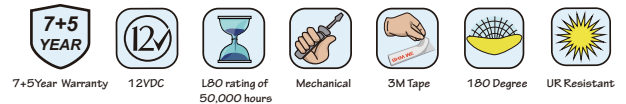
Your Solution for
Cloud Shaped Cabinets.

Specifications

Viewing Angle	180° Optics
Input Voltage	12VDC
Watts	7w/mod (3.5w/ft.)
Protection Grade	IP67
Packaging	8pcs/chain, 8pcs/bag 10 bags/outer carton
Warranty	7 Year (Product) / 5 Year (Labor)
Operating Temp.	-40° ~ +60 °C / -40° ~ +140 °F
Storage Temp.	-40° ~ -70 °C / -40° ~ +158 °F



IP67 c **UL**® US **V180**
E344189



Options

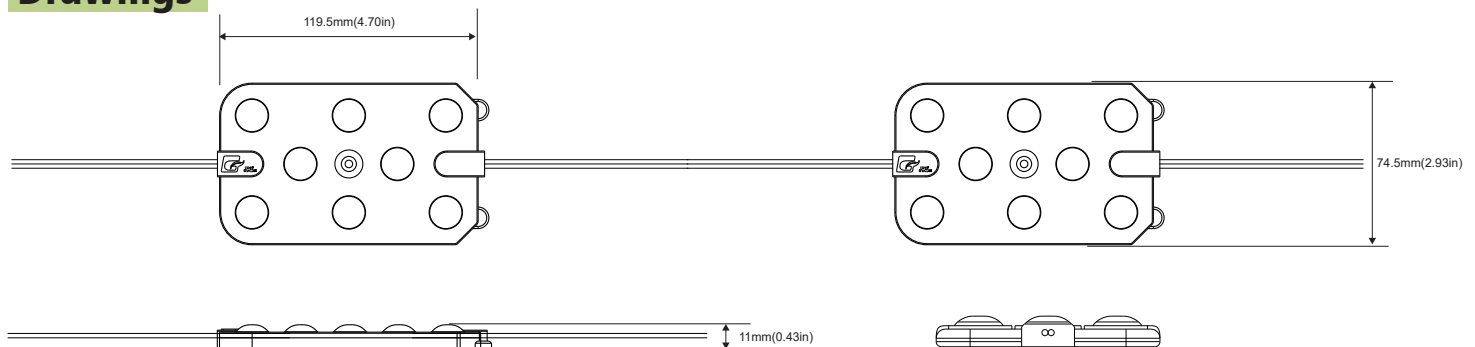
Model	Color	CT	Electrical property
Enterprise	Cool White	7500K	constant current

Additional color temps available upon special order (MOQs Apply)

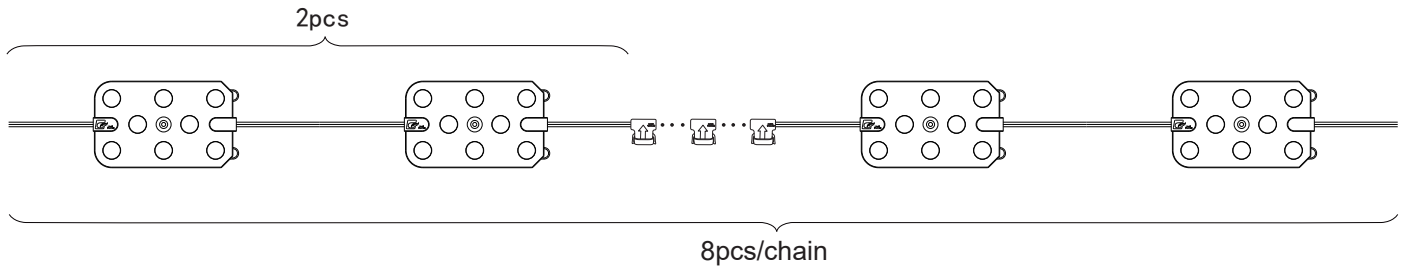
Benefits

- Quick Installation System (QIS) enabled.
- Designed for Retrofit or New Sign Cabinet
- UV or IR Protected
- L80 rating of 50,000 hours
- Custant current design
- 3M double face tape and mechanical mounting options

Drawings

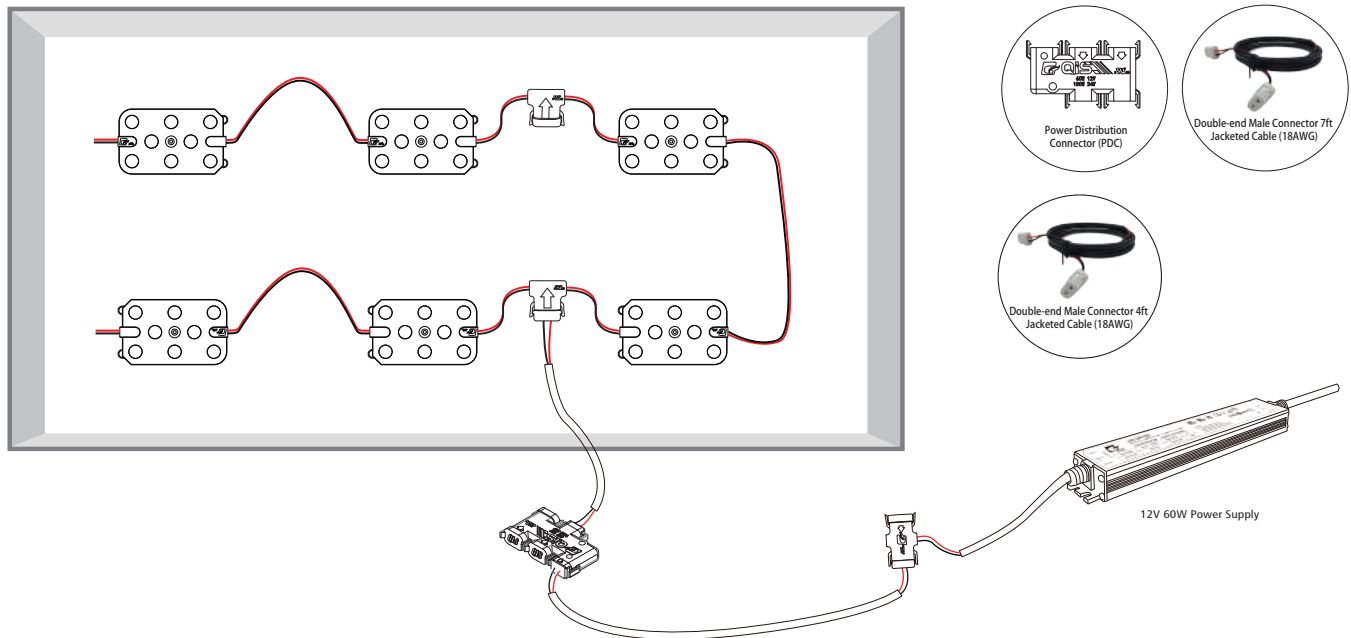


Enterprise QIS Connector Layout



1. First connector is after the 2nd module.
2. Every additional connector is after every 2 module.
3. Can cascade every 8 module with center pointing.
4. Using the most middle on the chain as the position of connection.

Sign Cabinet Installation Overview



Quick Installation System Guide:

1. Install the modules inside cabinet
2. Use Double Male connector with 4ft lead to jump wire different string of modules
3. Wire Double Male connector with 7ft lead to the power supply.