



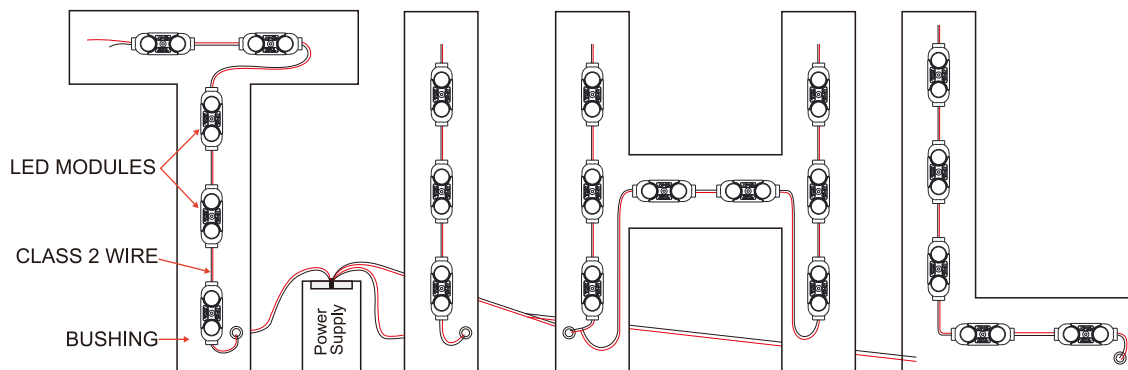
**CHANNEL LETTER
LIGHTING**
INSTALLATION GUIDE
WOWII Series



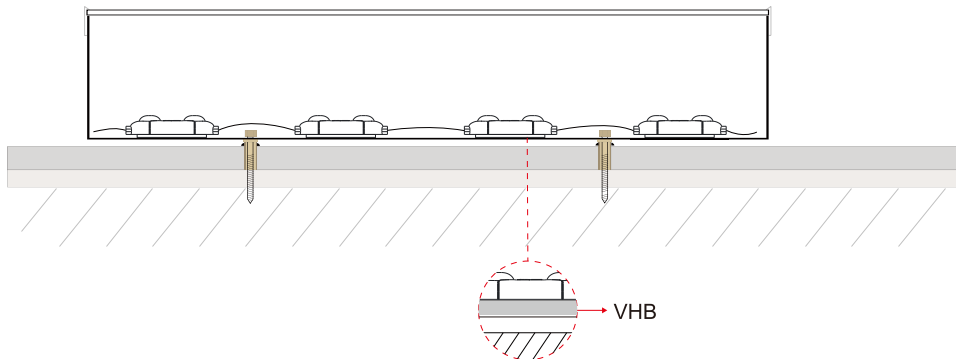
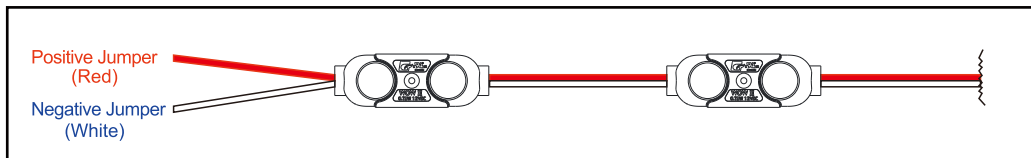
T 973 575 2600 F 973 575 2603
1829 Underwood Blvd, Unit 5, Delran Twp, NJ 08075
www.g2glighting.com

INSTALLATION INSTRUCTIONS

Install length of product in letters by fastening mounting clips with VHB tape(supplied) or mechanically through holes in the clip, or both. Add silicone for additional security if desired (see Figure 2)



Wiring and installation diagram



CHANNEL LETTER LED LIGHTING

INSTALLATION GUIDE

POWER SUPPLY LOADS

LED Module	PCS / FT (60W)
WOWII White	83/55
WOWII Red	120/80
WOWII Green	83/55
WOWII Blue	83/55

WIRING DIAGRAM

