



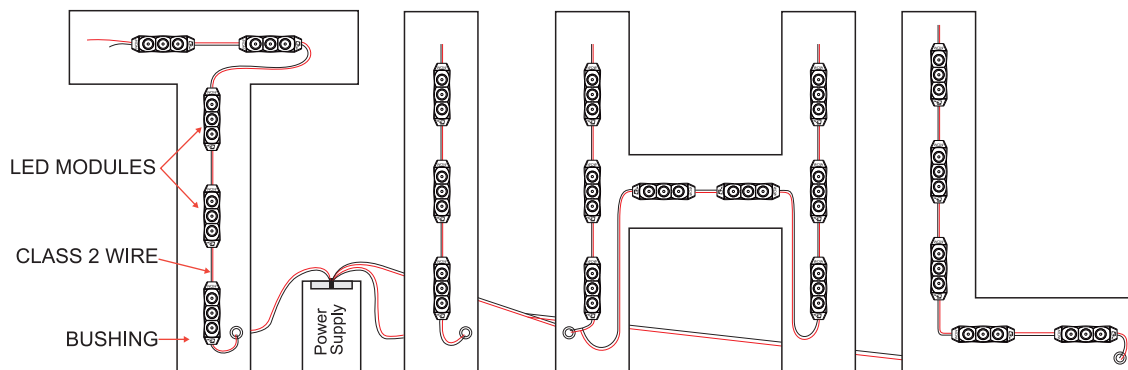
**CHANNEL LETTER
LIGHTING**
INSTALLATION GUIDE
WOW Series



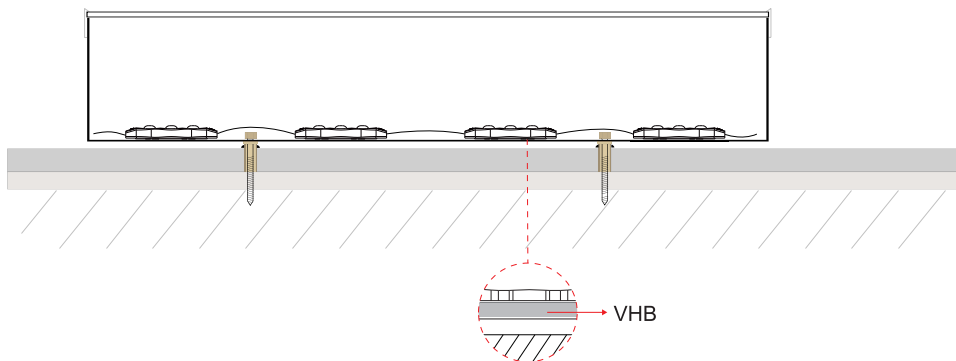
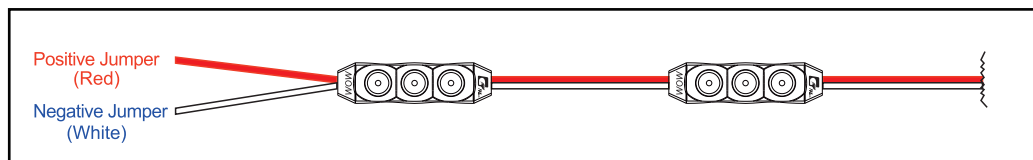
T 973 575 2600 F 973 575 2603
1829 Underwood Blvd, Unit 5, Delran Twp, NJ 08075
www.g2glighting.com

INSTALLATION INSTRUCTIONS

Install length of product in letters by fastening mounting clips with VHB tape(supplied) or mechanically through holes in the clip, or both. Add silicone for additional security if desired (see Figure 2)



Wiring and installation diagram



CHANNEL LETTER LED LIGHTING

INSTALLATION GUIDE

POWER SUPPLY LOADS

LED Module	PCS / FT (60W)
WOW 7500K	83/41
WOW 6300K	83/41
WOW 4200K	83/41
WOW Red	120/60
WOW Blue	83/41
WOW Green	83/41
WOW Amber Yellow	83/41

WIRING DIAGRAM

